

What's New in Breast Surgery?

Hilary Shapiro-Wright, DO FACOS

Surgical Breast Oncologist

Lynn Women's Health and Wellness Institute

What's New in Breast Surgery??

BREAST CANCER SURGERY WITH
NO VISIBLE REMINDERS

HIDDEN SCAR™
BREAST CANCER SURGERY

**WHAT IS
ONCOPLASTIC
SURGERY?**



YOU DON'T NEED A
SCAR TO REMIND YOU
THAT YOU BATTLED
CANCER ...

I see *Confidence,*
not my scars.

HIDDEN SCAR™
BREAST CANCER SURGERY

Oncoplastic Surgery

Blending Science & Art

Hidden Scar Surgery

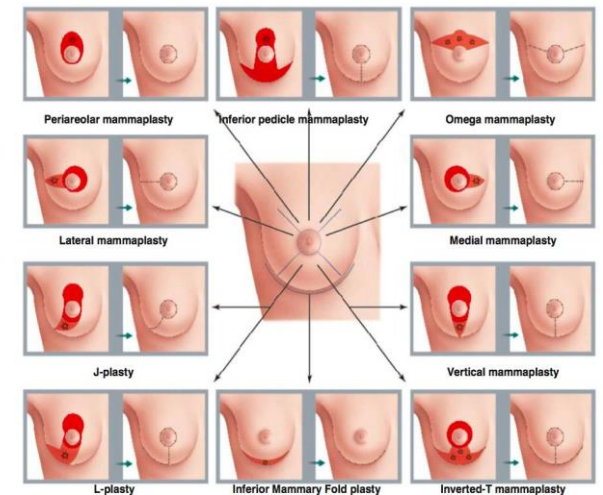
- Concept has been around for decades
- 1st goal: to remove all the cancer
- 2nd goal: minimizes the visibility of the scar with the best cosmetic outcome
 - Peri-areolar region, axillary region, along inframammary fold
- Can be done with breast conservation or mastectomy (selective patient's)
 - Small to average size breasts
 - Tumor not close to the nipple
- No visible reminder
- Increased confidence, decreased emotional scars



<p>Breast Conserving Surgery</p>	<p>Hidden Scar™ Breast Conserving Surgery</p>	<p>Simple Mastectomy</p>	<p>Nipple Sparing Mastectomy</p>	<p>Hidden Scar™ Nipple Sparing Mastectomy</p>
<p>removes the tumor and some tissue around it (the margin) but leaves most of the breast intact, including the nipple and areola</p>	<p>breast-conserving surgery where the incision is made in one of three inconspicuous places to minimize visible scarring</p>	<p>removes the breast tissue along with most of the skin, nipple and areola</p>	<p>removes the breast tissue through a single incision while preserving the skin, nipple and areola</p>	<p>nipple-sparing surgery where the incision is made in the natural fold under the breast</p>
<p>black dashed lines – incision location red shaded area within red dashed lines – tissue removed</p>		<p>black dashed lines – incision location red shaded area within red dashed lines – tissue removed</p>		

Oncoplastic Surgery

- Used when a large amount of tissue needs to be removed which would leave deformity of the breast
 - Allows for breast conservation in patients who otherwise may not be a candidate
- Breast cancer surgery combined with plastic surgery techniques
- Preserves the cosmetic outcome and quality of life
 - The remaining breast tissue is sculpted to realign the nipple and areola and restore a natural appearance to the breast shape.
- Does not compromise local control of the disease
- 3 principals of oncoplastic breast surgery
 1. No cancer left behind: obtain tumor free margins
 2. Immediate breast reconstruction
 3. Immediate symmetry with the other breast
- Level 1 (oncoplastic lumpectomy)
 - Goal: Moving tissue to fill the space created by lumpectomy to avoid deformity
- Level 2
 - Advanced techniques: Mastopexy (breast lift, nipple lift) Reduction Mammoplasty (breast reduction)
 - Often considered for women with large breasts or with large tumors



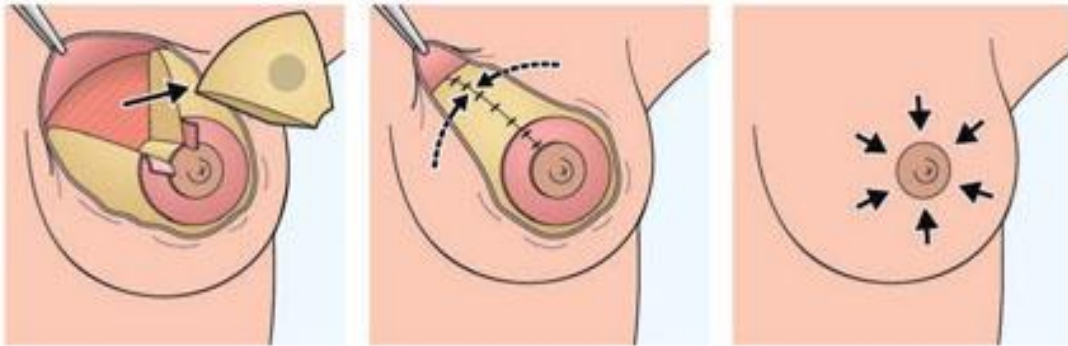
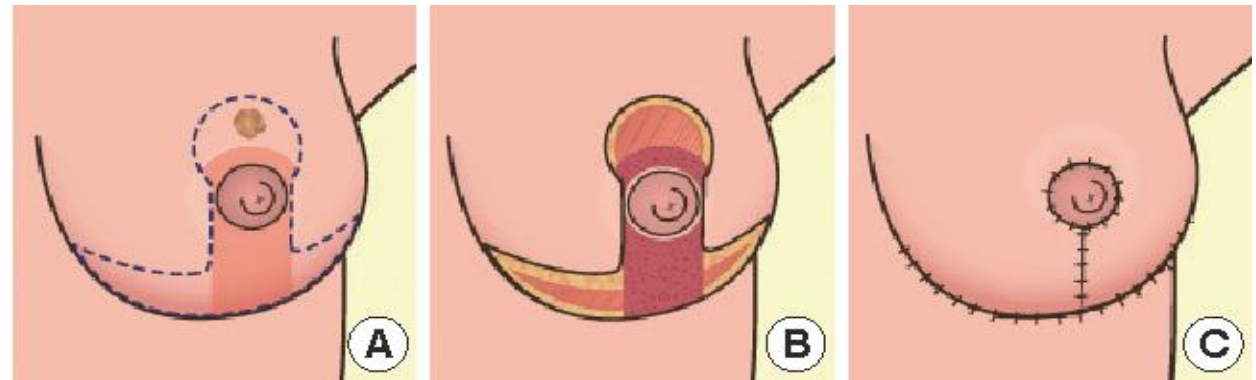


Figure 5 Volume displacement. Round block approach to reconstruct peripheral defect.

- www.link.galegroup.com



Benefits of Hidden Scar Surgery and Oncoplastic Breast Surgery

- More tissue is removed at the site of the cancer
 - Larger specimens = Larger Margins = Less Return to OR
- Improved cosmetic outcome
- Improved emotional outcome
- Less visible reminder
- Overall better outcomes for patients

- For women with larger breasts: less symptoms, back pain, neck pain
- Most insurance covers these procedures